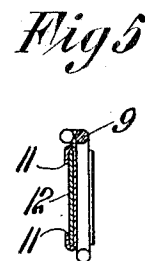
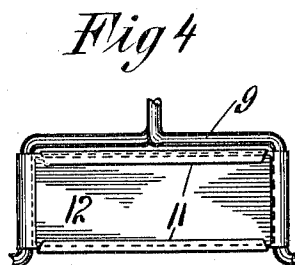
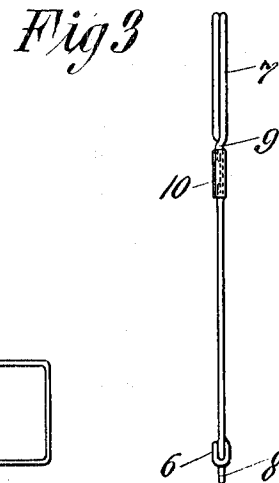
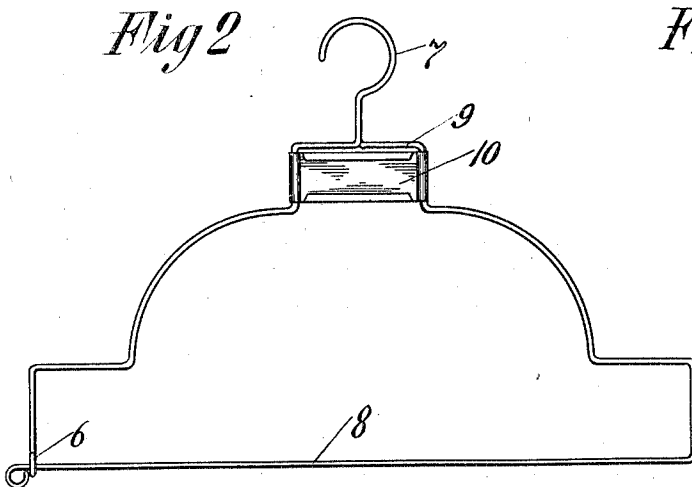
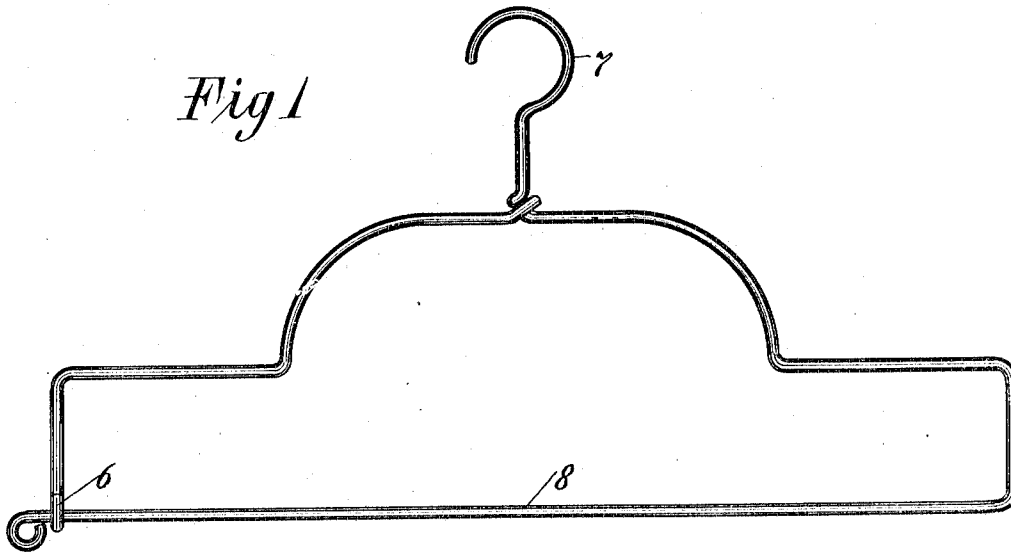


A. LEWYT.
CLOTHES HANGER.
APPLICATION FILED SEPT. 27, 1911.

1,099,261.

Patented June 9, 1914.



Witnesses:
Louise Enderle.
Aug. P. Engeman

Arthur Lewyt, Inventor
By his Attorney
Shoup & Hill

UNITED STATES PATENT OFFICE.

ARTHUR LEWYT, OF BROOKLYN, NEW YORK.

CLOTHES-HANGER.

1,099,261.

Specification of Letters Patent.

Patented June 9, 1914.

Application filed September 27, 1911. Serial No. 651,577.

To all whom it may concern:

Be it known that I, ARTHUR LEWYT, a citizen of the United States, residing in the borough of Brooklyn, in the county of Kings and State of New York, have invented certain new and useful Improvements in Clothes-Hangers, of which the following is a specification, reference being had therein to the accompanying drawing.

My invention relates to improvements in clothes hangers, and more particularly has reference to a fur hanger, that is to say, a special form of hanger designed for the hanging of sets of furs.

Referring to the accompanying drawings, Figure 1 illustrates a front elevation of a hanger made in accordance with my invention. Fig. 2 is a similar view of a modified form of hanger showing a card slide attachment to receive identification cards. Fig. 3 is a side elevation looking from right to left at Fig. 2. Fig. 4 is an enlarged front elevation of the card slide, and Fig. 5 a vertical cross section of the same.

The hanger shown in Fig. 1 is preferably made of a single piece of wire bent with a hook at the left indicated by the reference character 6 and extending upwardly forming the hook 7 after which the wire is twisted upon itself and brought back again as shown, terminating in the horizontal bar 8, the end of which is free to engage or be lifted from the hook 6 as shown. In the modification shown in Fig. 2 the shoulder of the hanger terminates in a form of neck 9 to receive the plate 10. This plate is secured around the vertical sides of the neck 9 by having the ends bent in the form of tubes as shown. The upper and lower margins of the plate are then turned down to form slide

11 within which a suitable card, tag or other record such as 12 may be inserted to identify the furs upon the hanger.

In using the hanger the neck piece of the furs is thrown over the shoulder of the hanger in the same manner as it is thrown over the shoulder of the wearer. The muff is then laid upon the cross bar 8 which is then supported in the hook 6 of the hanger. Where the hangers are used in quantities such as in cold storage establishments the name, number or other record identifying the owner of the furs is then marked upon the card or other record and is slipped into the holder 10 for future reference.

Various modifications may be made without departing from the spirit of the invention as set forth in the claim.

I claim:

A hanger comprising a single piece of wire partly doubled upon itself forming a hook at the top and twisted at the base of said hook, each end extending laterally in opposite directions below said twist and curved downwardly forming the neck of the hanger, then extending farther laterally at an abrupt angle forming the shoulders of the hanger, then downwardly, one of said ends terminating in engaging means, and the other of said ends extending transversely beneath the hanger and being adapted to engage said engaging means.

In testimony whereof I affix my signature in presence of two witnesses.

ARTHUR LEWYT.

Witnesses:

JOHN T. REILLY,
THOMAS A. HILL.