

8 7 6 5 4 3 2 1

F

F

E

E

D

D

C

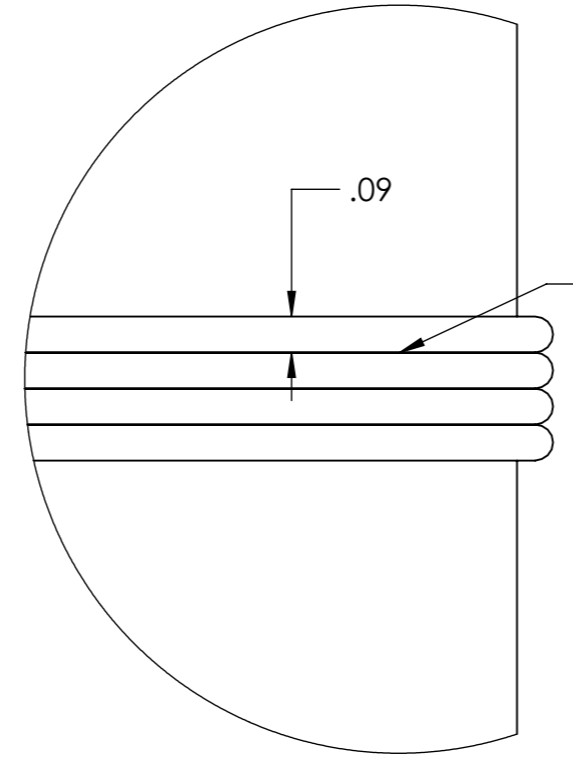
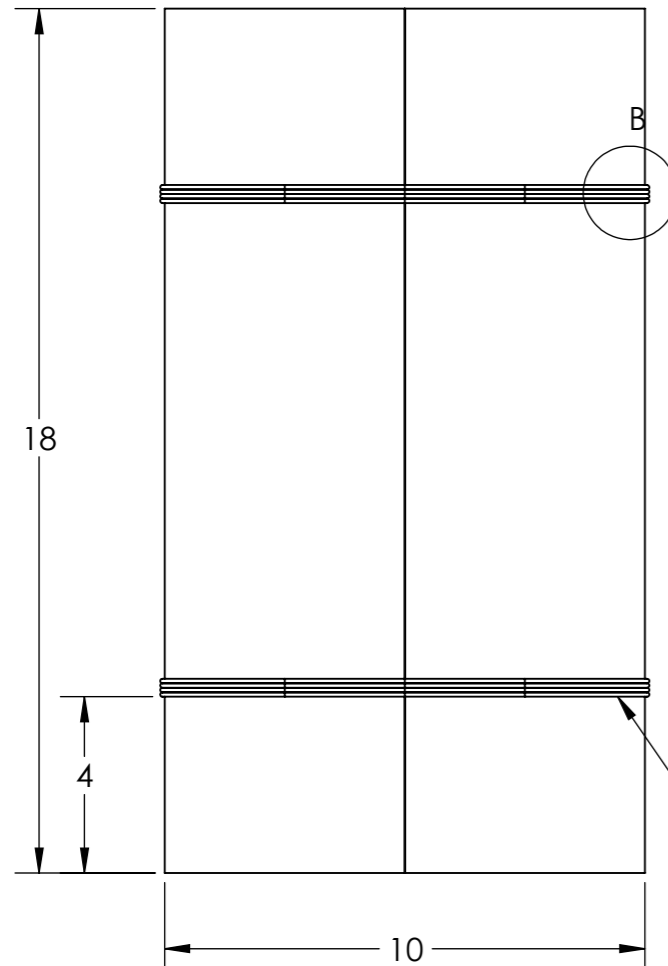
C

B

B

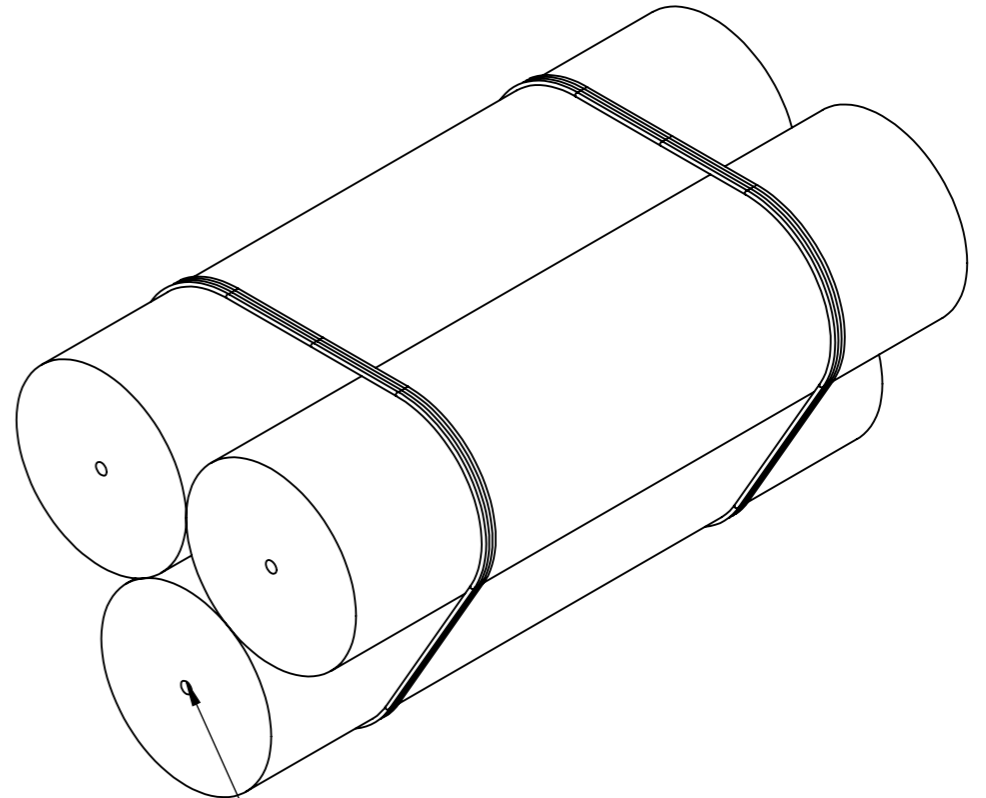
A

A

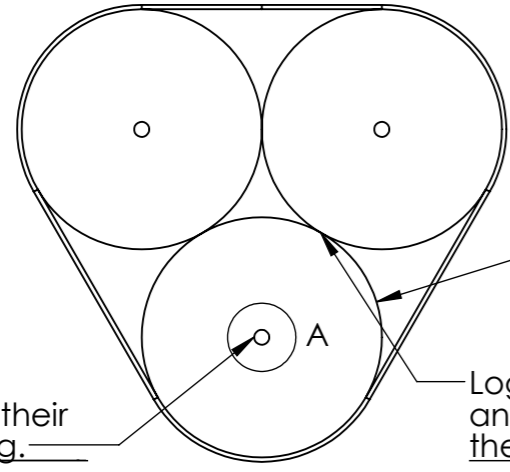


DETAIL B
SCALE 2 : 1

Steel cable is wrapped around logs four times and secured with staples in such a way that the attenuator stays bound together.

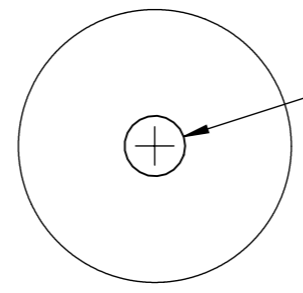


Holes are required on both ends of the attenuator when its position is between two other attenuators.



All holes are centered on their respective log.

Logs maintain contact and are fixed so that they do not roll.



DETAIL A
SCALE 1 : 1

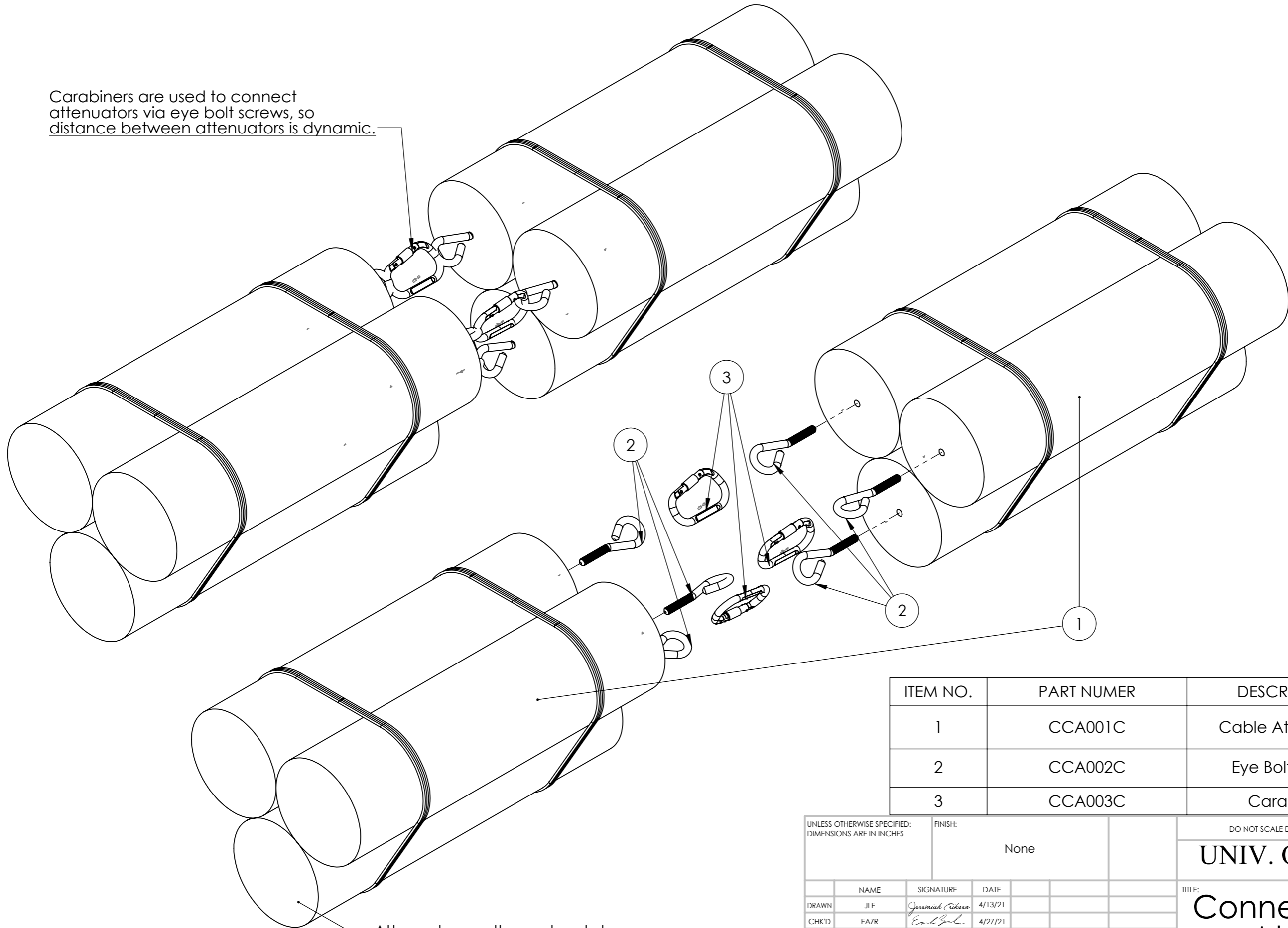
UNLESS OTHERWISE SPECIFIED: DIMENSIONS ARE IN INCHES		FINISH: None		DO NOT SCALE DRAWING		REVISION A	
				UNIV. OF PORTLAND			
				TITLE: Connected Cable Attenuator			
DRAWN JLE		SIGNATURE <i>Jeremiah Gibson</i>		DATE 4/13/21		DWG NO. CCA001C	
CHK'D EAZR		SIGNATURE <i>Earl Zahr</i>		DATE 4/27/21		A3	
APPV'D							
MFG							
Q.A				MATERIAL: Wood & Steel Cable		SCALE:1:8	
				WEIGHT:		SHEET 5 OF 8	

8 7 6 5 4 3 2 1

F

F

Carabiners are used to connect attenuators via eye bolt screws, so distance between attenuators is dynamic.



Attenuators on the ends only have holes facing interior attenuators.

ITEM NO.	PART NUMER	DESCRIPTION	QTY.
1	CCA001C	Cable Attenuator	2
2	CCA002C	Eye Bolt Screw	6
3	CCA003C	Carabiner	3

UNLESS OTHERWISE SPECIFIED: DIMENSIONS ARE IN INCHES		FINISH: None		DO NOT SCALE DRAWING		REVISION A	
				UNIV. OF PORTLAND			
				TITLE: Connected Cable Attenuator			
DRAWN JLE		SIGNATURE <i>Jeremiah Gibson</i>		DATE 4/13/21		DWG NO. CCA_ASSY	
CHK'D EAZR		SIGNATURE <i>Earl Zuhl</i>		DATE 4/27/21		A3	
APPV'D							
MFG				MATERIAL: See Table			
Q.A				WEIGHT:		SCALE:1:12	
						SHEET 6 OF 8	

8 7 6 5 4 3 2 1

A

A

4

3

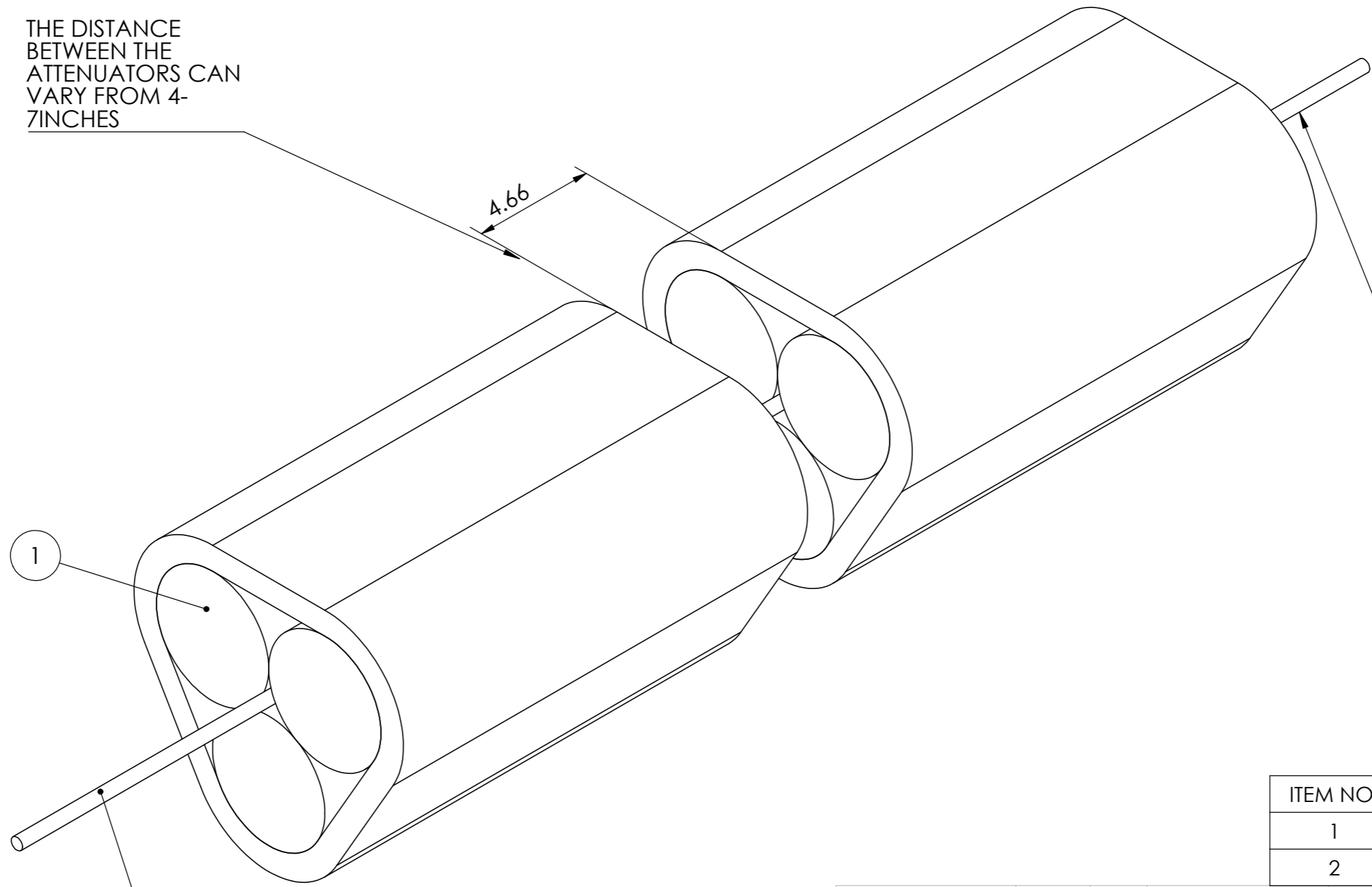
2

1

THE DISTANCE BETWEEN THE ATTENUATORS CAN VARY FROM 4-7 INCHES

4.66

THE LENGTH OF THE ROPE WILL VARY DEPENDING ON THE SIZE AND NUMBER OF ATTENUATORS AS WELL AS THE AMOUNT OF ROPE NEEDED TO ATTATCH AND TIE THEM OFF



ITEM NO.	PART NUMBER	QTY.
1	JRA001	2
2	JRA002	1

UNLESS OTHERWISE SPECIFIED:			
DIMENSIONS ARE IN INCHES			
TOLERANCES:			
FRACTIONAL ±N/A			
ANGULAR: MACH ± N/A			
BEND ±N/A			
TWO PLACE DECIMAL ±N/A			
THREE PLACE DECIMAL ±N/A			
INTERPRET GEOMETRIC TOLERANCING PER: N/A			
MATERIAL: WOODEN LOGS, JUTE NETTING AND ROPE			
FINISH: N/A			
DO NOT SCALE DRAWING			
NAME	SIGNATURE		DATE
DRAWN: RKA	<i>Rachel Anderson</i>		4/17/21
CHECKED: JLE	<i>Jeremiah Erikson</i>		4/28/21
ENG APPR.			
MFG APPR.			
Q.A.			
COMMENTS:			

PROPRIETARY AND CONFIDENTIAL
THE INFORMATION CONTAINED IN THIS DRAWING IS THE SOLE PROPERTY OF THE UNIVERSITY OF PORTLAND. ANY REPRODUCTION IN PART OR AS A WHOLE WITHOUT THE WRITTEN PERMISSION OF THE UNVIERSITY OF PORTLAND IS PROHIBITED.

UNIV. OF PORTLAND		
TITLE: JUTE ATTENUATOR WITH ROPE		
SIZE B	DWG. NO. JRA_ASSY	REV
SCALE: 1:12		WEIGHT:
		SHEET 7 OF 8

4

3

2

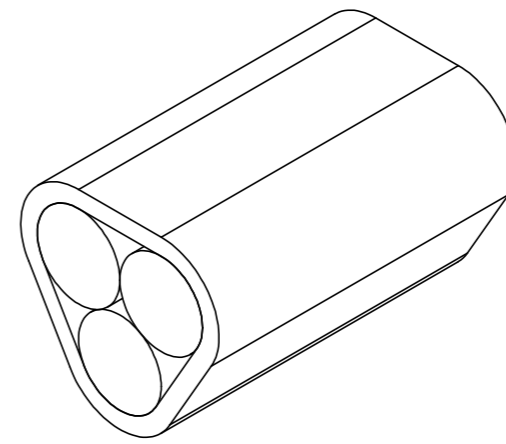
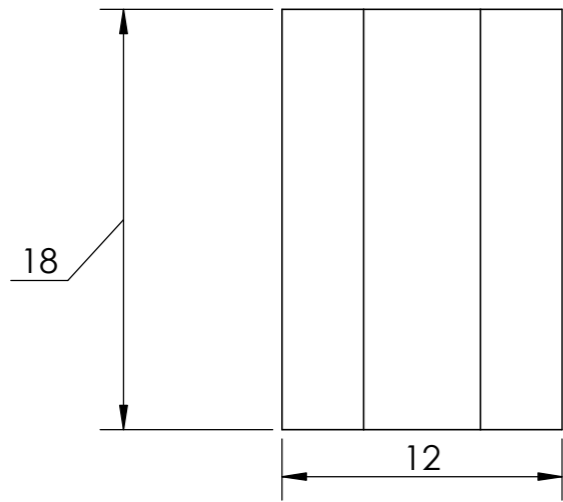
1

4

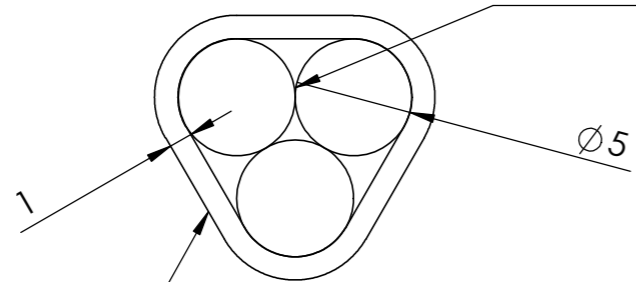
3

2

1



Logs maintain contact and are fixed do not roll



The jute netting is wrapped around the three logs and is fastened with staples. The number of wraps and thickness is dependant on the size of logs used. The purpose of the jute is to keep the logs bound together.

PROPRIETARY AND CONFIDENTIAL
 THE INFORMATION CONTAINED IN THIS DRAWING IS THE SOLE PROPERTY OF THE UNIVERSITY OF PORTLAND. ANY REPRODUCTION IN PART OR AS A WHOLE WITHOUT THE WRITTEN PERMISSION OF THE UNIVERSITY OF PORTLAND IS PROHIBITED.

UNLESS OTHERWISE SPECIFIED:			
DIMENSIONS ARE IN INCHES	DRAWN	RA	<i>Rachel Anderson</i>
TOLERANCES:	CHECKED	JLE	<i>Jeremiah Erikson</i>
FRACTIONAL ±N/A	ENG APPR.		
ANGULAR: MACH ±N/A	MFG APPR.		
BEND ±N/A	Q.A.		
TWO PLACE DECIMAL ±N/A	COMMENTS:		
THREE PLACE DECIMAL ±N/A			
INTERPRET GEOMETRIC TOLERANCING PER:N/A			
MATERIAL			
WOODEN LOGS AND JUTE NETTING			
FINISH			
N/A			
DO NOT SCALE DRAWING			

UNIV. OF PORTLAND		
TITLE: JUTE ATTENUATOR		
SIZE B	DWG. NO. JRA001	REV
SCALE: 1:8	WEIGHT:	SHEET 8 OF 8

B

B

A

A

4

3

2

1