




StoryboardThat


What is Storyboard That?

What is Storyboard That?

65% of the world is
visual learners



So Help Them Out With Storyboard That!



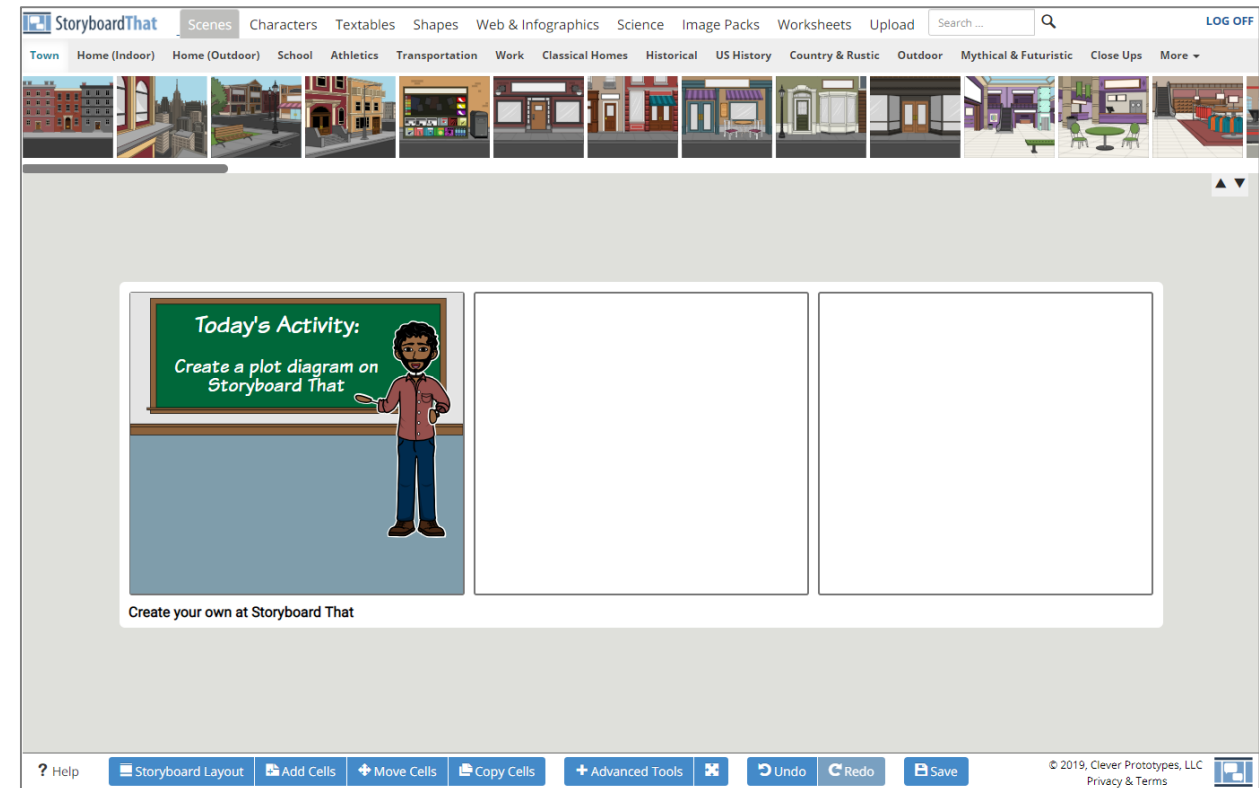
Storyboard That is...

A versatile and easy-to-use tool that encourages and facilitates digital and visual storytelling across all grade levels and curricula.

Storyboard Creator

The Storyboard Creator is the creation platform that both students and teachers use to create amazing storyboards, posters, infographics, and classroom resources!

- Drag and drop art
- Change colors, poses, weather, and more
- Add text, speech bubbles, titles, and descriptions
- Alter the layout of your storyboard, from traditional to paper-sized to spider map




How Can I Use SBT?

Creative Writing & Brainstorming

- Make **graphic novels** and comics with the 8.5x11" layout
- Customize different types of **graphic organizers** to give students a choice
- Create a **fable, myth, or picture book**

Check out our [story starters!](#)



Create your own at StoryboardThat

Name _____ Date _____

Directions:

Title: _____

Type Heading Here

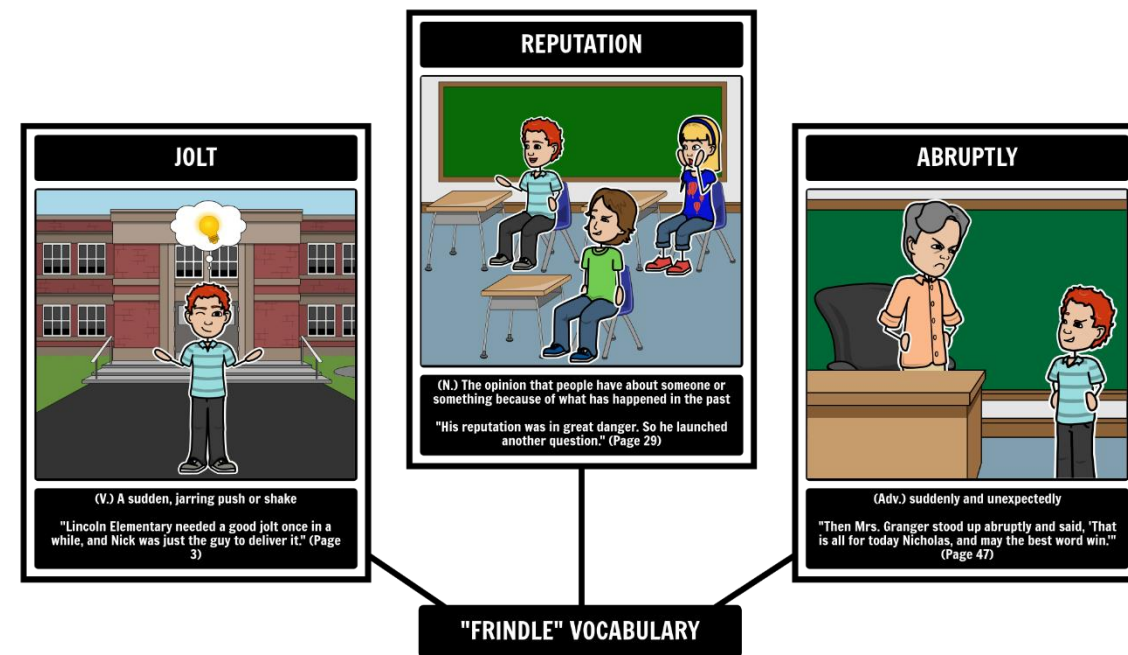
StoryboardThat

www.storyboardthat.com

Create your own at StoryboardThat

Homework Assignments

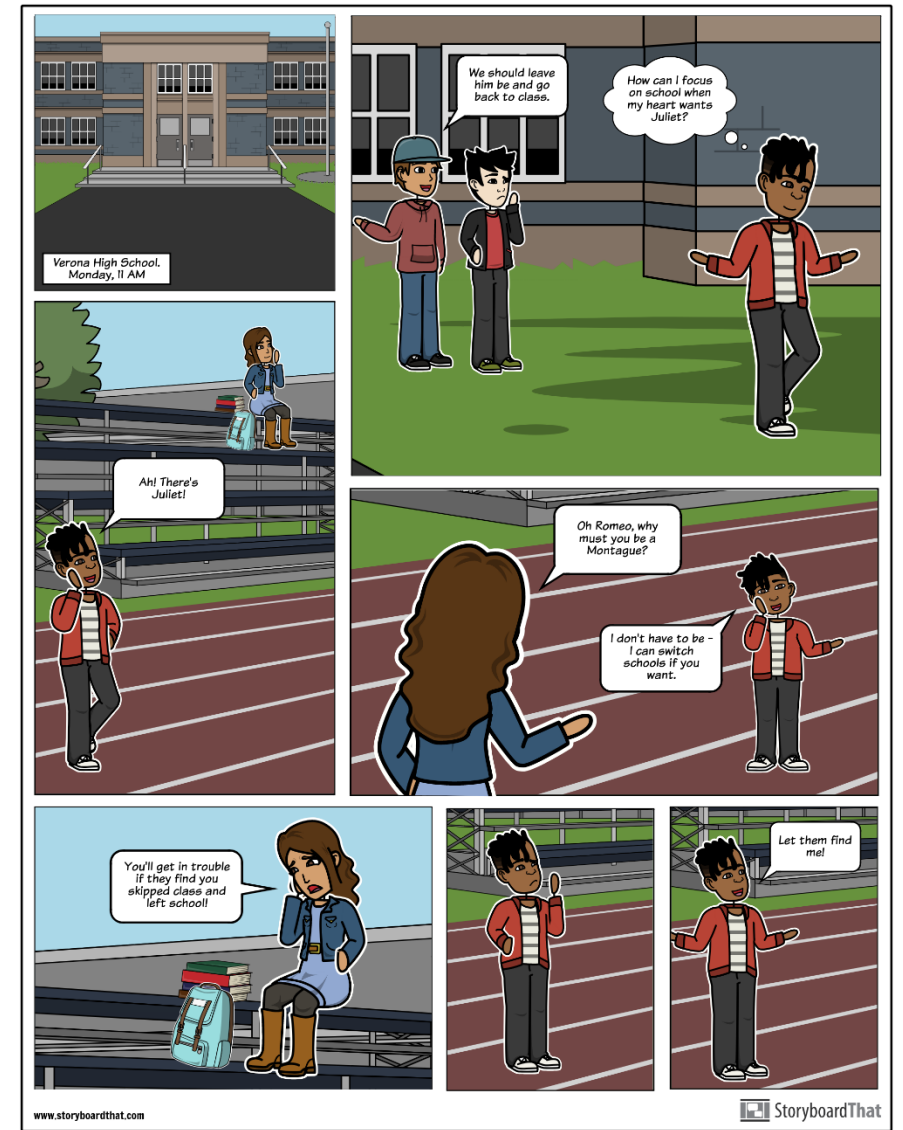
- Create **chapter summaries** for at home reading assignments
- **Practice vocabulary** and new terminology with visual vocabulary boards
- Complete **custom-made digital or printed worksheets** to reinforce new information
- Practice writing **conversations & dialogue** for language & ESL classes



Create your own at Storyboard That

Summative Assessments


- Students **recreate a story** or a chapter they read as a parody, satire, or a modern adaptation
- Students **create visual comparisons** of groups of people or objects, two sides of an argument, cause and effect, and more
- Students **write a graphic novel** at the end of a unit, showcasing what they have learned



Create your own at Storyboard That

Scaffolding

- Break large or long-term projects into smaller chunks
- Use different layouts as different steps toward a final assignment
- Have Storyboard That as a step in a larger paper to help students make the transition from research to writing



Long-term or lengthy assignments are broken down by the teacher into smaller, less complex cognitive tasks.

Create your own at Storyboard That

See our article on [scaffolding](#) for more information

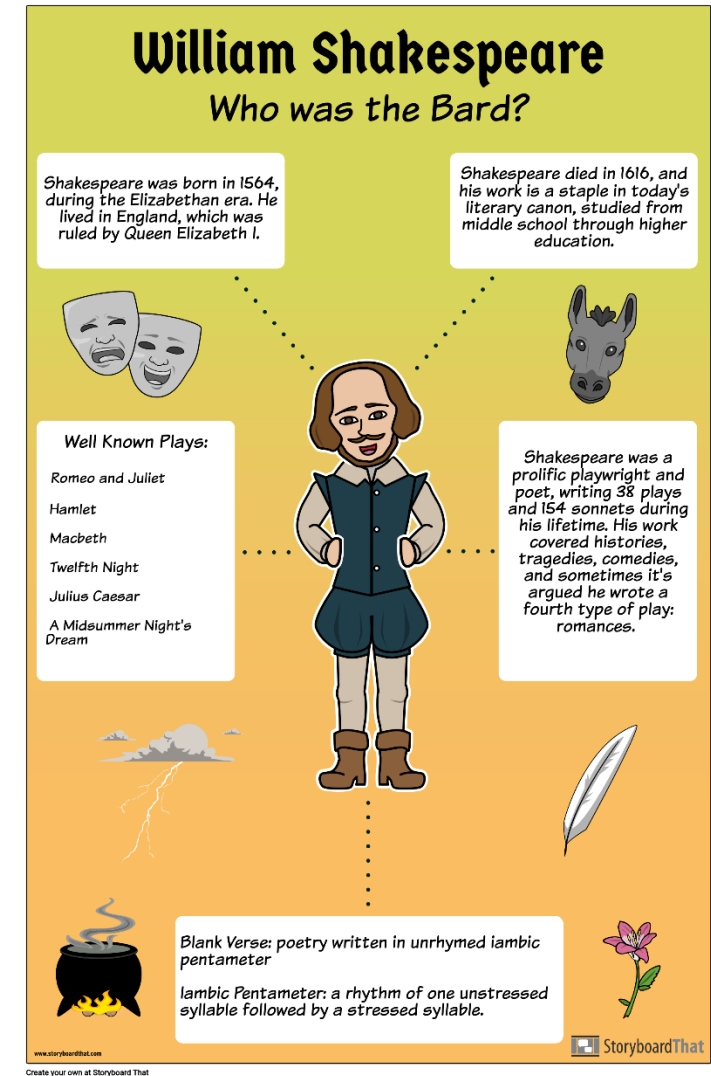
Differentiated Learning

- Templates can be created and customized easily to provide students with varying levels of difficulty on any project
- Any assignment can be completed in a variety of different ways with storyboards, posters, graphic novels, and more
- Allows students to work entirely visually if needed (optional titles/descriptions)



Research Projects

- Create posters or infographics centering around a person, event, era, or concept to present in class
- Write a biography of a famous person as a graphic novel



App Smashing

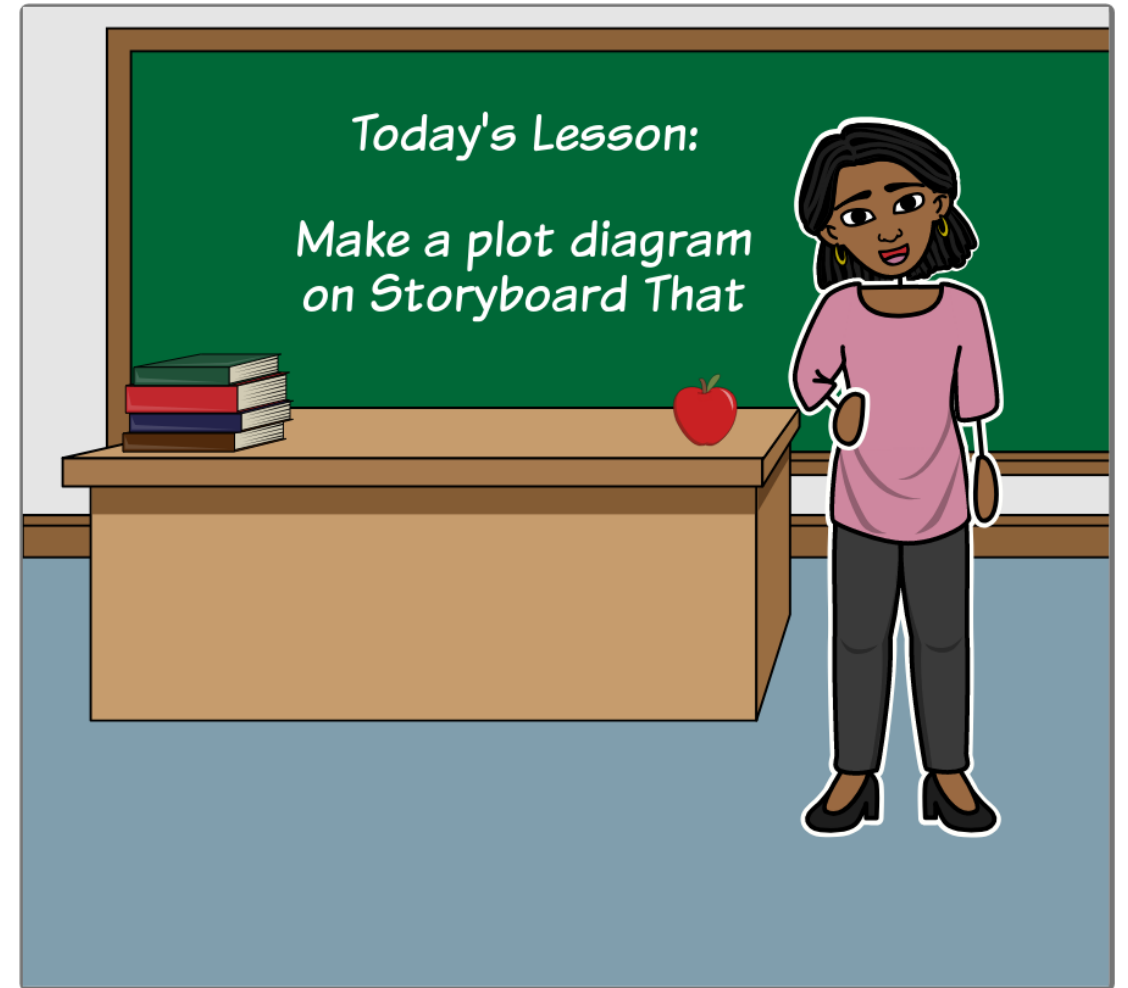
- Variety of export options allow storyboards to be used in a multitude of ways
- Create presentations or videos using full storyboards or cells
- Take notes digitally with PDF versions of worksheets created on Storyboard That



[Check out our App Smashing ideas and articles!](#)

Activity Stations

- Create worksheets for classmates to complete
- Build a story together by creating one to three cells each
- Create storyboards as part of a literature circle
- Use as part of Reading or Writing Workshop for ELLs



In-Class Resources

- Create digital worksheets and guided notes for students to follow along with as you teach
- Make infographics for students to use as a reference
- Print bell ringers or exit tickets that are custom made for your lesson
- Make anchor charts as a class that you can print and hang afterward

Exit Ticket: The Space Race

Name _____ Date _____

How well did you understand today's lesson?

1.

3 Things I Learned Today

1. _____

2. _____

3. _____

2 Things I Found Interesting

1. _____

2. _____

1 Question I Still Have

1. _____

Plot of The Lightning Thief

Name _____ Date _____

Directions: Identify key events that occur during the novel that best fit the six stages of a plot diagram. In the space below the plot diagram, explain why you chose these events.

Climax

Rising Action

Falling Action


Resolution

StoryboardThat

Features of Storyboard That

Google Rostering & Clever Support

- Import your roster from Google Classroom seamlessly
- Sync your rosters and classes with Clever
- Students log in with just the click of a button



Assignments

- Give students templates, instructions, and rubrics to complete their assignments all from your Dashboard
- Provide multiple templates for differentiation or student choice
- Copy pre-made assignments from our lesson plans
- Customize those assignments for your student population

StoryboardThat

Create a Storyboard My Dashboard My Storyboards My Students My Assignments My Classes Log Out

Assignment: **My Assignment** Edit Assignment Students

Assignment Name: My Assignment (Change)

Classes

Check the class(es) that you would like to have access to this assignment.

☒ Class - 1 ☐ Class - 2 ☐ Class - 3

[Need to Add More Classes?](#)

Instructions

Due Date: Next Monday

Objective: Create a 3-cell storyboard that summarizes the story.

Student Instructions: Show important events of the story that happen at the beginning, the middle, and the end.

Requirements: Each cell must use at least 1 character, 1 scene, and 1 text box.

[Update Instructions](#)


Templates (Hide Templates)

[What is a Template?](#)

Add existing templates from your storyboards or create a new template from scratch in the Storyboard Creator.

All templates will be available to students who have this assignment.

My Assignment Template



[Edit](#) | [View](#) | [Download](#) | [Print](#)

[Remove from Assignment](#)

[Add Template from Your Storyboards](#) [Create a New Template](#)

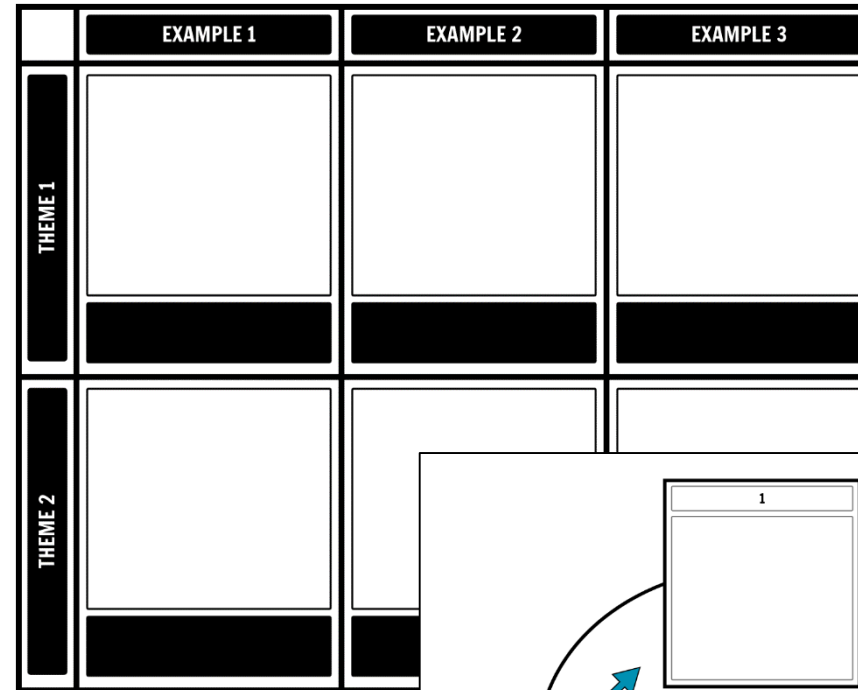
Classroom Management

- Keep tabs on your students' progress by viewing their storyboards at any time!
- Separate students into classes by subject or by group to make assignments and grading a breeze

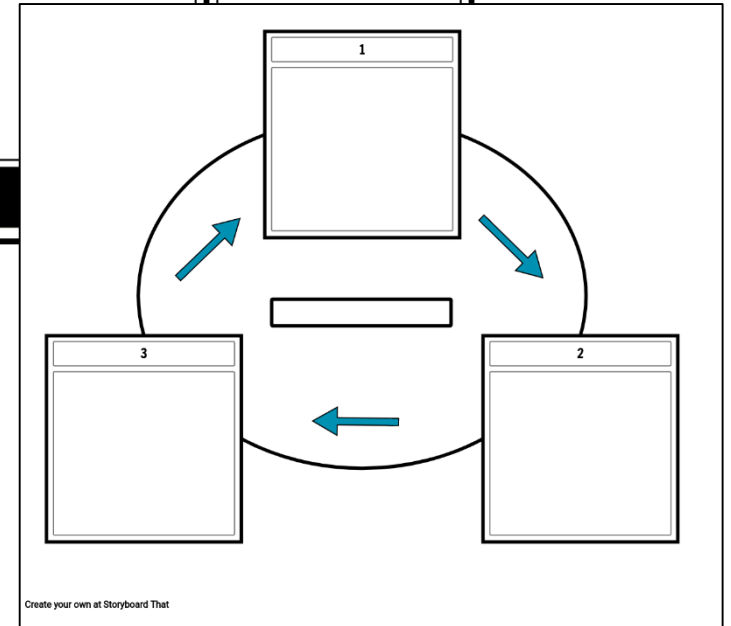
The screenshot displays the StoryboardThat website interface. At the top, the navigation bar includes links for 'Create a Storyboard', 'My Dashboard', 'My Storyboards', 'My Students', 'My Assignments', 'My Classes', and a 'Log Out' button. The main content area is titled 'Assignment: My Assignment' and features a 'Students' tab. On the left, a list of students is shown under 'Class - 1': Anne Adams (1), Ben Brown (1), Chris Charles (1), Darryl Dyer (0), and Erin Edwards (0). The central part of the interface shows a storyboard titled 'My Day' by Anne Adams, dated 4/29/2019. The storyboard consists of three panels: a yellow school bus, a classroom scene with students at a table, and a student playing a trumpet in front of a green chalkboard. Below the storyboard, there are buttons for 'Edit', 'Copy', 'View Save History', and 'Delete'. Further down, there are buttons for 'Print', 'Download Images / PowerPoint', 'Slide Show', and 'Privacy'. A 'Comments' section with a text input field and an 'Add Comment' button is also present. At the bottom, there is a search bar with the text 'e.g. Shakespeare' and a 'Search' button, followed by a 'View Lesson Plans and Activities' button.

Storyboard Templates

- Pre-formatted [templates](#) of different storyboard layouts
- Easily copy to your account to add to assignments or to customize
- Get started creating even faster!




Create your own at Storyboard That



Create your own at Storyboard That

Poster Templates

- Take advantage of the [poster template library](#) or create from scratch
- Two poster-sized layouts (8.5 x 14" and 11 x 17")
- Make classroom decorations or poster projects
- Use all scenes, art, characters & more!



Infographic Templates

- [Templates](#) for all general subjects
- Extensive, infographic specific category in the Storyboard Creator
- Great for “cheat sheets” or for student research projects



Worksheet Templates

- Extensive [template library](#) makes creating custom worksheets a breeze
- Portrait and landscape paper-sized layout (8.5 x 11")
- Use any art, scenes, worksheet assets, and textables

The image displays two worksheet templates from StoryboardThat. The top template is a storyboard layout with a zigzag line connecting text boxes. It includes fields for Name, Title, Date, and Directions. The bottom template is a KWL chart with columns for Know, Wonder, How, and Learned. It includes fields for Name, Title, Date, and Directions. The KWL chart has a table with four columns: Know (What do I know?), Wonder (What do I want to know?), How (How do I find out?), and Learned (What have I learned?).

StoryboardThat Template 1 (Storyboard Layout):

Name _____ Title: _____ Date _____

Directions: _____

Enter Text Here

Enter Text Here

Enter Text Here

Enter Text Here

Enter Text Here

Enter Text Here

www.storyboardthat.com
Create your own at Storyboard That

StoryboardThat Template 2 (KWL Chart):

Name _____ Title: _____ Date _____

Directions: _____

Topic: _____

Know ★★ What do I know?	Wonder ★★ What do I want to know?	How ★★ How do I find out?	Learned ★★ What have I learned?

www.storyboardthat.com
Create your own at Storyboard That

Illustrated Guides

- [Illustrated guides](#) to Shakespeare plays, innovations, biographies, genres, space vocabulary, and more
- Great bite sized information with visuals
- Use as a starting off point in a lesson or unit
- Have students create their own illustrated guides as a project



William Shakespeare (1564-1616)

English playwright and poet who wrote during the English Renaissance under Queen Elizabeth I

Create your own at Storyboard That

Activities and Lesson Ideas

- Premade [lesson plans](#) for different subjects/grade levels
- Lesson ideas that can be easily incorporated into the class with almost no prep time
- Templates for posters, infographics, and storyboards make it easy to get started




STUDENT ACTIVITIES FOR ADAPTATION INCLUDE:

[Label the Adaptations](#) · [Vocabulary for Adaptation](#) · [Adaptation Discussion Storyboard](#) · [Animals in a Habitat](#)

Rubrics

- Integration with [Quick Rubric](#) makes it easy to connect a rubric to an assignment
- Many of the pre-made lessons and assignments come with a rubric that can be customized
- Make your own rubrics!

Types of Literary Conflict Rubric				
Create a storyboard that shows at least three forms of literary conflict from the story. Support your choices with evidence from the text.				
	Proficient	Emerging	Beginning	Try Again
Conflict Identification	Student identifies correct major conflicts and uses strong, clear textual evidence to support choice.	Student identifies correct major conflict and uses few or unclear details to support their choice.	Student identifies incorrect major conflict, and uses some details from the text to support their choice.	Student does not attempt to identify major conflict or identifies incorrect major conflict with no explanation.
Understanding Outcome	Student clearly shows the outcome of the conflict and its effects on the protagonist with evidence from the text.	Student shows the outcome of the conflict and its effect on the protagonist, but some evidence is unclear.	Student shows the outcome of the conflict, but does not examine its effect on the protagonist and uses some vague textual evidence.	Student does not clearly show the outcome of the conflict or use textual evidence.
Character	Storyboard includes all required characters and clearly names them. Goes above and beyond by adding additional details.	Storyboard includes all required characters and clearly names them.	Storyboard includes protagonist and antagonist but leaves out other required characters.	Storyboard does not include the names of required characters.
Storyboard	Student clearly shows effort to convey the setting the scene of the book	Student attempts to convey setting and scene of the book, but lacks some clarity.	Student does not clearly convey the setting and scene.	Student makes little or no attempt to convey the setting or scene.
Spelling and Grammar	Student uses exemplary spelling and grammar. There are no errors.	Student makes a minor error in spelling and grammar.	Student makes several minor errors in spelling and grammar.	Student makes many errors in spelling and grammar; little attempt at spellchecking.
View, Print and Copy this Rubric at https://www.quickrubric.com/r/#/qr/anna-warfield/types-of-literary-conflict-rubric				

Lesson Plans

Lessons and Activities on Storyboard That

- Most [pre-made lesson plans](#) have a rubric and template you can copy right into your account
- Customize as needed or use as is!
- Use them as inspiration for activities
- Activities align with Common Core standards

ELA / Literature





- Sequencing & plot diagram activities for narrative structure
- Compare and contrast characters, settings, and texts
- Visual vocabulary
- Transition to chapter books by creating graphic novels & comics
- Create visual essays and chapter summaries
- Illustrate the Hero's Journey



Create your own at Storyboard That

History

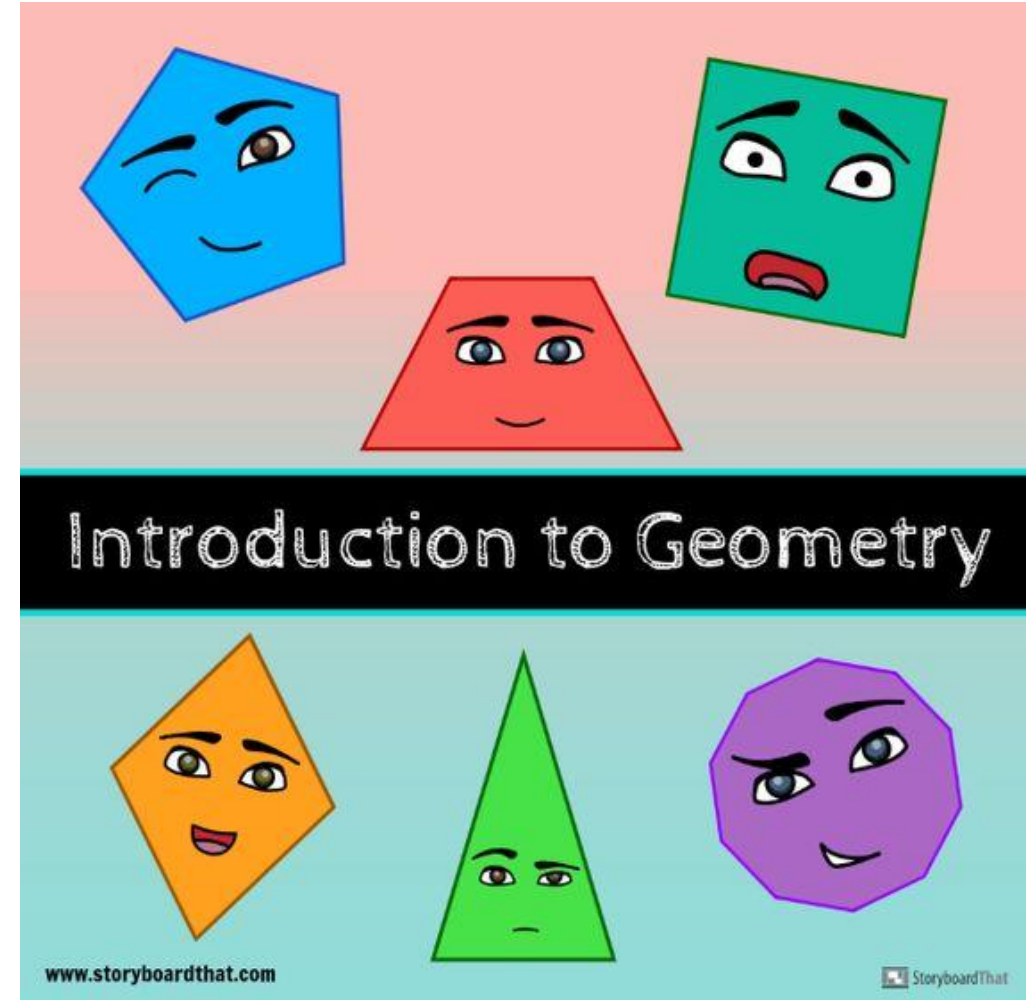
- Create infographics and posters for biographies or timelines
- Identify key causes and effects of major events in history by analyzing the 5Ws
- Illustrate important points of primary source documents
- Compare and contrast historical events, time periods, and more

	LOCATION OF SETTLEMENT	REASON FOR SETTLEMENT
JAMESTOWN	 <p>In 1607, made up of 100 colonists, the Virginia Company established the Jamestown Colony in North America, on the banks of the James River. Jamestown would become the first permanent English colony in North America.</p>	 <p>Jamestown was established as an economic venture. Many Jamestown colonists were in search of gold and valuable minerals.</p>
PLYMOUTH	 <p>Plymouth was founded in 1620 by a group of religious separatists. These separatists would colonize the area known as Massachusetts and set the stage for future English colonization.</p>	 <p>The Plymouth colony was founded by the Pilgrims otherwise known as "Separatists". They sought to break off entirely from the Church of England.</p>

Create your own at Storyboard That

Math

- Introduce geometry to students with sorting activities
- Create instructional comics on using protractors, compasses, and other math tools
- Create visuals to introduce angles
- Create math comics to show word problems, fractions, or practical application



Science

- Diagram processes like cell division or water cycle
- Introduce and reinforce lab safety with “spot the problem” posters
- Make food chains and webs
- Illustrate new vocabulary



Create your own at Storyboard That


World Languages & ESL

- Create visual vocabulary posters or have students practice vocabulary with vocab activities
- Practice dialogue by writing conversations
- Create custom worksheets that build on previous lessons
- Make travel posters and brochures to explore cultures that speak the language



Special Education

- Write custom [social stories](#) or use our pre-made ones as a starting point
- Create emotion storyboards to help students recognize or express emotions
- Make custom routine boards for daily, weekly, or monthly schedules
- Use custom graphic organizers to give your students the help they need



Create your own at [Storyboard That](#)

Benefits of Storyboard That


Educational Edition Built for Teachers

- Classroom privacy controlled by teacher or admin (if applicable)
 - Defaults to private
- Create and give assignments to students to complete
- Integration with Quick Rubric to show students what criteria they're being graded on



Easy Customization

- Customization gives students freedom to create and express their individuality
- Alter any existing templates to tailor them for your lesson
- Activities and assignments can be scaffolded or differentiated for different student populations
- If you can think it, you can storyboard it!



Incredibly Versatile

- Use across all subjects and grade levels
- Create worksheets, posters, infographics, graphic novels, and more
- Access from anywhere that has internet



COPPA/FERPA Compliant

- Educational edition only
- We do not collect student emails nor do we email students
- Signatory of Student Privacy Pledge
- Student data deletion defaults to 30 days after a subscription ends



See our [School Privacy Policy](#) for more information

Helpful Resources

Teacher Resources

- ELA
 - [High School ELA](#)
 - [Middle School ELA](#)
- [STEM](#)
- History
 - [US History](#)
 - [World History](#)
- [World Languages](#)
- [ESL](#)
- [Health & Wellness](#)
- [Elementary School](#)
- [Special Education](#)
- [Worksheet Templates](#)
- [Poster Templates](#)
- [Infographic Templates](#)
- [Storyboard Templates](#)
- [View all teacher resources](#)

Support & Contact Information

Monday - Friday, 9am-5pm EST

Phone Number: (US) +1-617-607-4259

Fax: +1-857-345-8027

hello@storyboardthat.com

support@storyboardthat.com

Sales Information

Need us to register as a vendor? Let us know!

Request a quote at orders@storyboardthat.com

Head of Customer Success: dan@storyboardthat.com